



The baru

The water looking for health

The baru Smart Hydrogen Sterilization Water Maker




HC900

99.9% Sterilization & Deodorization
with only tap water!



The baru LAB

The baru is committed to research and development to develop health-care products that will change the living environment for me, my family, pets.



The baru
has become
more special



HC900




01

Voice Fuction

You can listen to the annoucement and adjust the volume with press the button.
It is equipped with multi-lingual fuction and it can be changed
English / Chinese / Korean



Language Change



Volume Control



Sterilization water generating is complete

Voice Fuction

02

Fully Waterproof

Use it with confidence thanks to its waterproof function.



03

Mode Check

Visually Check which of the 2 modes works



3-minutes operation (2~3ppm)

If you press the button
once in the standby
mode, mode 1 activated.



5-minutes operation (4~6ppm)

If you press the button
twice in the standby
mode, mode 2 activated.

04

Charging method using by USB C-type

Charge at high speed!

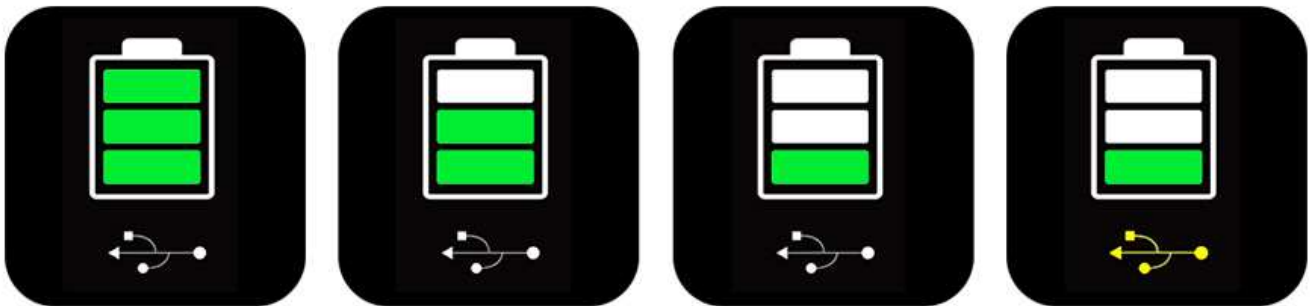
It has been changed to C-type port that can be conveniently used
because there is no upper and lower division



05

Battery Level Check

Now check the battery level conveniently & Immediately and charge it.



You can also check whether the charging cable is connected properly. ▲

The baru Smart Hydrogen Sterilization Water Maker

“Gift Cleanliness.”

HC930

HC900





Ergonomic design

Non-slip rubber minimizes slippage that may occur during "The baru Smart Hydrogen Sterilization Water Maker" use.



Optimal water capacity of 280ml

It can hold 280ml of water,
Sufficient indoor and outdoor use.



All-in-one battery, sterilizing and deodorizing anywhere.

All-in-one battery, not in the form of an electric cord, is easy to carry and can be used for more than 70 minutes with a single charge.



What is The baru Smart Hydrogen Sterilization Water Maker?

What is it? Why should I use it?



Sterilization

It sterilizes 99.9% of harmful bacteria & fungi



Cleaning

It is effective in removing residual pesticides on fruits and vegetables.



Deodorization

It is effective to spray it on the scent where it occurs in daily life, or to wipe it off with a cloth.

**Electrolysis of chlorine ions in tap water
produces electrolytic water
that can be sterilized and deodorized.**

Safety?

Is it really safe?

The Baru's sterilization water has been verified by 99.9% sterilization and deodorization effect on various everyday bacteria by KCL, a nationally recognized testing and inspection agency.

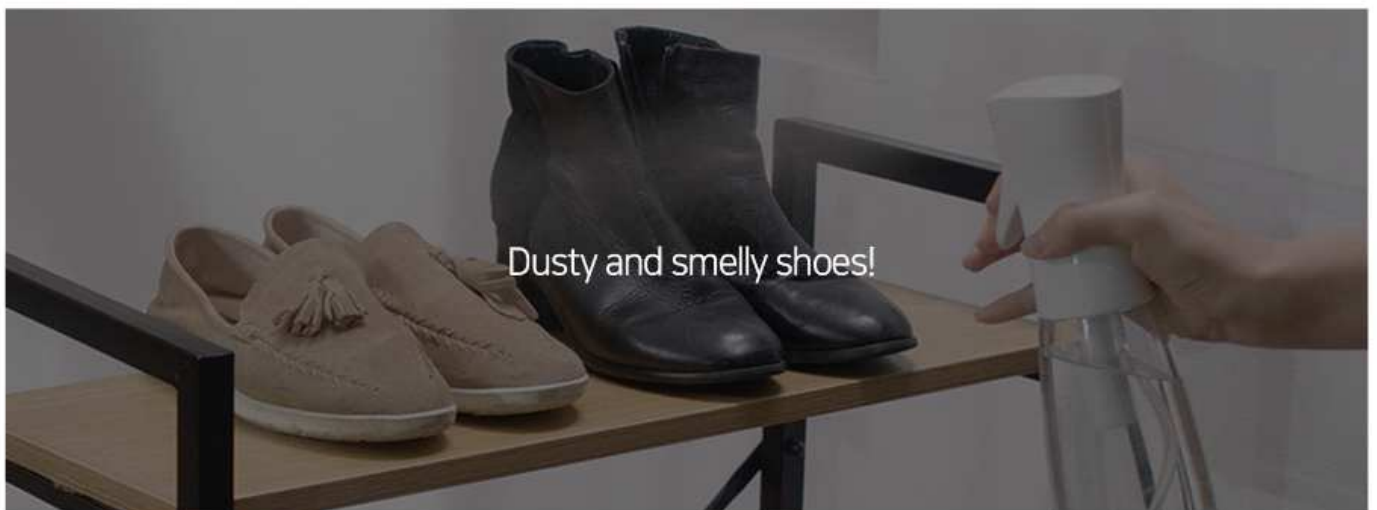
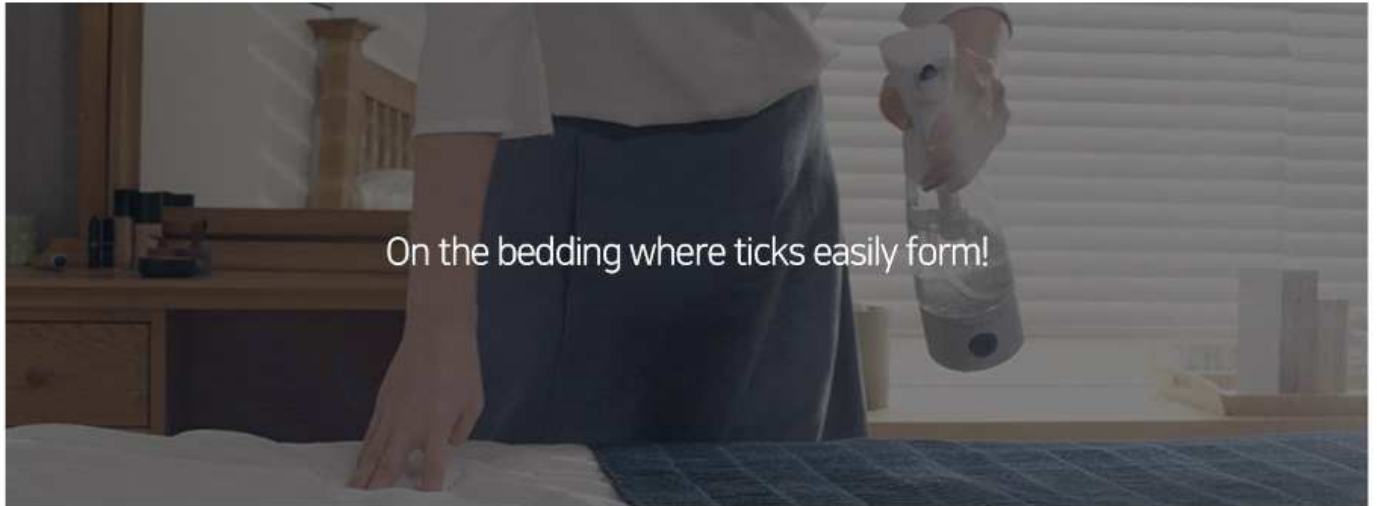
99.9%



[Restoration]

In addition, after time, it is reduced back to the original water, and since it uses living water, it does not contain any chemical components and is safe for the human body.

"Strong Sterilization and Deodorization!"



INDOOR HYGIENE MANAGEMENT



Easy to use anywhere in the house,
such as the kitchen, bathroom, and children's room

OUTDOOR HYGIENE MANAGEMENT



It is possible to protect from various germs outside
when going to out to restaurants, public places, cars, etc.

When adding salt to The baru?

Add refined salt! Please use according to the purpose.

Water Electrolysis



hypochlorous acid

HOCl

Water+Salt Electrolysis



sodium hypochlorite

NaOCl

Additive	None other than tap water	Tap water + Refined Salt
Hazardous	No harmful effects in clinical trials	Harmful to eye, respiratory and skin diseases.
Effect	Sterilization, Deodorization	Sterilization, Deodorization, Bleach, Cleaning
Storage Period	Maintain sterilization power for 1 day after generation	5 days after generation
Generation material	Tap water	Tap water, Refined-Salt, Chloramine(Clorox)
pH	Neutral or Acid	Alkaline
Features	Substances made in the body to increase immunity	Danger when mixed with oxygen-based bleach and acidic substances (citric acid, etc.)

How to use "The baru"

①



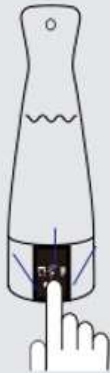
1. Add tap water to the marked area.
(280ml)

②



2. Press the operation button once to
enter standby mode.

③



3. Pressing the operation button once in standby
mode starts **mode 1 (3 minutes operation)**
pressing the operation button twice in standby
mode starts **mode 2 (5 minutes operation)**.
The generation of electrolyzed water begins with
announcemnet.

④



4. The operation is completed with the
guidance "Sterilization water generating is
complete".

Package

Components



The baru HC900



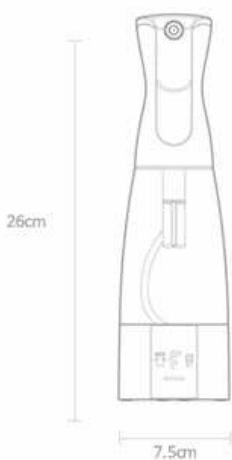
Charger Cable(USB C-type)



Refined-Salt



Salt Spoon



PRODUCT SPECIFICATION

Product name	The baru Smart Hydrogen Sterilization Water Maker
Model Name	HC900
Power Consumption	DC 3.7V
Rating	AC 100 ~ 240V 50/60H
Generation Method	Electrolysis
Manufacturer	H&Care Co., Ltd
Country of Origin	Republic of Korea
Manufacturing Date	Marked Separately at the bottom of the product.
contact	+82-33-731-0723
Certification	KC, CE