



ROMEOCOS SEMI PERMANENT PIGMENT

A row of 14 FixME Permanent Pigment tubes, each with a silver cap and a colored label. The labels are arranged in a gradient from dark to light. The colors of the labels and caps are: black, dark brown, medium brown, light brown, grey, olive green, yellow, light yellow, red, dark red, pink, light pink, orange, and light orange. Each tube has the 'FIXME' logo in large, bold, white letters, with 'PERMANENT PIGMENT' in smaller text below it. The tubes are set against a solid black background.

Developed by professional medical device manufacturers and researchers, the product has excellent color and excellent color quality.

FIXME does not contain heavy metals ingredient such as formaldehyde, phenol, parabens

it does not contain heavy metals ingredient such as formaldehyde, phenol, parabens, and can be used with confidence through the sterilization process.



ROMEOCOS SEMI PERMANENT PIGMENT FIXME



01 BLACK 15ml

A very vivid black color commonly used for eyeliner treatment. The color lasts longer when it is applied, mixed with a drop of Real Red color.

Self Inspection No.
D-A12B-H00060003-A170Ach



02 BLACK BROWN 15ml

As the darkest brown, it can be solely used for men's eyebrow.

Self Inspection No.
D-A12B-H00060004-A170Ach



03 DARK BROWN 15ml

It is commonly used for eyebrows of women with darker skin tones, as well as underline.

Self Inspection No.
D-A12B-H00060004-A170Ach



04 CHOCOLATE BROWN 15ml

The most popular, and most basic color for eyebrows.

Self Inspection No.
D-A12B-H00060004-A170Ach



05 BROWN 15ml

It is commonly used for eyebrows of women with lighter skin tones. It enhances the natural tone of a color, when it is mixed with other pigments for eyebrows.

Self Inspection No.
D-A12B-H00060004-A170Ach



06 LIGHT BROWN 15ml

It is useful to adjust the lightness of a color by mixing it with other pigments for eyebrows. Commonly used for microblading.

Self Inspection No.
D-A12B-H00060004-A170Ach



07 GRAY 15ml

In case of the use for men's eyebrow, it creates a natural tone when it is mixed with Black Brown. It can also create grayish brown which could be an ideal color for those who don't prefer brown, when it is mixed with Chocolate Brown.

Self Inspection No.
D-A12B-H00060004-A170Ach



08 KHIKI BROWN 15ml

It prevents, or neutralizes red-toned eyebrows. It is effective in getting rid of reddish tones, when it is mixed with any color in brown tones.

Self Inspection No.
D-A12B-H00060004-A170Ach



CAMOFLAGE

09 TAUPE 15ml

As a supplementary pigment for the blending use, it neutralizes red-toned eyebrows and prevents reddish tones.

Self Inspection No.
D-A12B-H00060001-A170Ach



LIP

10 REAL RED 15ml

It creates the vivid color on the lips. It is mixed to be used for eyeliner treatment.

Self Inspection No.
D-A12B-H00060002-A170Ach



LIP

11 RED 15ml

The most popular, and the most basic color for the lips.

Self Inspection No.
D-A12B-H00060002-A170Ach



LIP

12 LOVELY PINK 15ml

Natural pink color creates gorgeous lip color when it is mixed with Red.

Self Inspection No.
D-A12B-H00060002-A170Ach



LIP

13 PINK 15ml

As the color for light lip colors, it is particularly popular among young people. It neutralizes spots or dark lips.

Self Inspection No.
D-A12B-H00060002-A170Ach



LIP

14 RED ORANGE 15ml

As the basic color for Asian lips, it makes the skin tone look brighter. It is recommended to use by mixing with Red.

Self Inspection No.
D-A12B-H00060002-A170Ach



LIP

15 ORANGE 15ml

As the basic color for neutralization, it neutralizes the color of dark lips and bluish eyebrows.

Self Inspection No.
D-A12B-H00060002-A170Ach

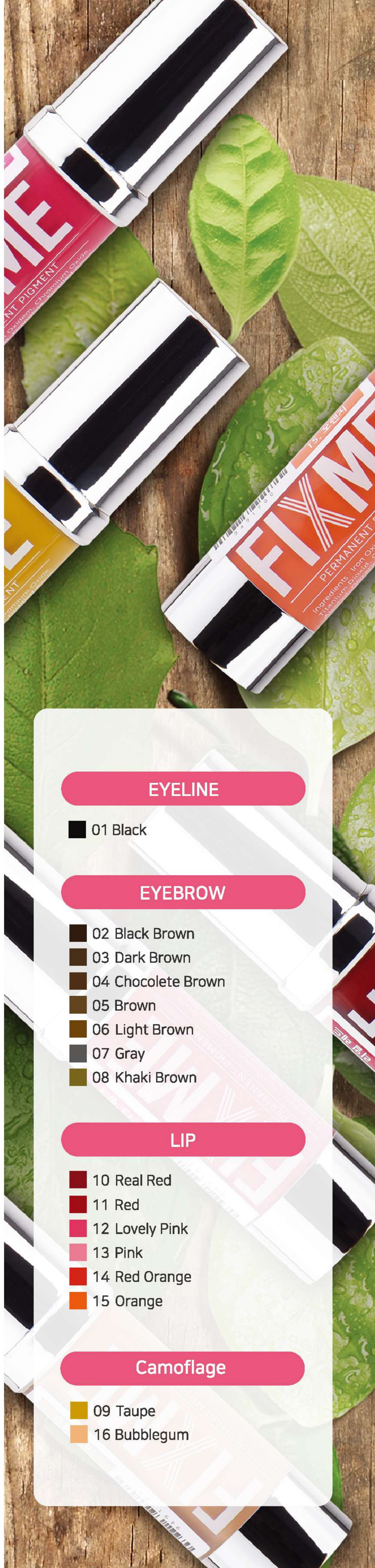


CAMOFLAGE

16 BUBBLEGUM 15ml

It neutralizes the color of dark lips. It is mixed for eyebrows and lips treatment.

Self Inspection No.
D-A12B-H00060001-A170Ach



EYELINE

01 Black

EYEBROW

- 02 Black Brown
- 03 Dark Brown
- 04 Chocolate Brown
- 05 Brown
- 06 Light Brown
- 07 Gray
- 08 Khaki Brown

LIP

- 10 Real Red
- 11 Red
- 12 Lovely Pink
- 13 Pink
- 14 Red Orange
- 15 Orange

Camouflage

- 09 Taupe
- 16 Bubblegum

Part for use per each color



EYELINE

01 Black

EYEBROW

- 02 Dark Black Brown
- 03 Dark Brown
- 04 Chocolete Brown
- 05 Brown
- 06 Light Brown
- 07 Gray
- 08 Khaki Brown

LIP

- 10 Real Red
- 11 Red
- 12 Lovely Pink
- 13 Pink
- 14 Red Orange
- 15 Orange




Camouflage

- 09 Taupe
- 16 Bubblegum







ROMEOCOS SEMI PERMANENT PIGMENT FIXME

Semi-Permanent pigment FIXME Mix Method



























01	Eye line	 01.Black(90%)	+	 10.Real Red(10%)		
02	A Thick Male Eyebrow	 02.Black brown(60%)	+	 05.Brown(30%)	+	 08.Khaki brown(10%)
03	Natural Male Eyebrow	 02.Black brown(60%)	+	 06.Light Brown(30%)	+	 08.Khaki brown(10%)
04	Gray Brown Eyebrow	 04.Choco brown(60%)	+	 07.Gray(30%)	+	 08.Khaki brown(10%)
05	Dark Skinned Eyebrow (Female)	 03.Dark brown(60%)	+	 05.Brown(30%)	+	 08.Khaki brown(10%)
06	Usually Skin Eyebrow (Female)	 04.Choco brown(60%)	+	 05.Brown(30%)	+	 08.Khaki brown(10%)
07	Bright skin Eyebrow (Female)	 05.Brown(80%)	+	 08.Khaki brown(20%)		
08	Manual-technique-based (Suzy)	 05.Brown(30%)	+	 06.Light Brown(60%)	+	 08.Khaki brown(10%)
09	Prevent to be dyed Red (Neutralization)	 08.Khaki brown(100%)				
10	Red Eyebrows Neutralization	 09.Taupe(100%)				
11	Blue Eyebrows Neutralization	 15.Orange(100%)				
12	Dark lips Neutralization	 16.bubble gum(100%)				
13	Bright or usually lips Neutralization	 15.Orange(100%)				
14	Moles or Lentiginous on Lips Neutralization	 13.Pink(100%)				
15	Well matched for lips	 14.Red Orange(60%)	+	 12.Lovely Pink(40%)		
16	Middle-aged women want to have a deep procedure	 10.Real Red(70%)	+	 12.Lovely Pink(30%)		
17	Natural Color-ton	 11.Red(70%)	+	 12.Lovely Pink(30%)		
18	Dim Lips	 13.Pink(70%)	+	 12.Lovely Pink(30%)		
19	Modifying lash line with smeared	 13.Pink(100%)				

Semi-Permanent pigment FIXME Mix Method

<How to blend eyebrows with a manual technique>

01 Manual-technique-based dark brown brows	 +  + 
	04.Choco brown(40%) + 05.Brown(40%) + 08.Khaki brown(20%)
02 Manual-technique-based olive brown brows	 +  + 
	05.Brown(50%) + 06.Light Brown(30%) + 08.Khaki brown(20%)
03 Manual-technique-based natural brown brows	 +  + 
	05.Brown(20%) + 06.Light Brown(70%) + 08.Khaki brown(10%)
04 Manual-technique-based natural grayish brown brows	 +  + 
	05.Brown(30%) + 07.Gray(60%) + 08.Khaki brown(10%)
05 Manual-technique-based light brown brows	 + 
	06.Light Brown(80%) + 08.Khaki brown(20%)
06 Manual-technique-based light grayish brown brows	 +  + 
	06.Light Brown(20%) + 07.Gray(60%) + 08.Khaki brown(20%)
07 Manual-technique-based light gray brows	 + 
	07.Gray(80%) + 08.Khaki brown(20%)

<How to blend embo eyebrows for men>

01 Men's extremely dark eyebrows	 + 
	02.Black brown(90%) + 08.Khaki brown(10%)
02 Men's dark eyebrows	 +  + 
	02.Black brown(90%) + 05.Brown(10%) + 08.Khaki brown(10%)
03 Men's natural eyebrows (Natural brown feeling)	 +  + 
	02.Black brown(70%) + 06.Light Brown(20%) + 08.Khaki brown(10%)
04 Men's natural eyebrows (Grayish brown feeling)	 +  + 
	02.Black brown(70%) + 07.Gray(20%) + 08.Khaki brown(10%)
05 Men's scanty eyebrows (Mid-tone)	 +  + 
	02.Black brown(50%) + 06.Light Brown(30%) + 08.Khaki brown(20%)
06 Men's scanty eyebrows (Mid-tone - Ash brown)	 +  + 
	02.Black brown(50%) + 07.Gray(30%) + 08.Khaki brown(20%)
07 Men's scanty eyebrows (Natural tone - Light brown)	 +  + 
	02.Black brown(20%) + 04.Choco brown(50%) + 08.Khaki brown(30%)
08 Men's scanty eyebrows (Natural tone - Light gray)	 +  + 
	02.Black brown(20%) + 07.Gray(50%) + 08.Khaki brown(30%)
09 Men's scanty eyebrows (Natural tone - Ash khaki brown)	 +  + 
	02.Black brown(20%) + 07.Gray(30%) + 08.Khaki brown(50%)

FIXME DIGITAL MACHINE

FIXME Digital Machine for Semi-Permanent Makeup, MTS, and even Tattoo

R-REM-Jj2-ULTRA



FIXME DIGITAL MACHINE

Multifunctional digital machine for semi-permanent makeup, MTS, and tattoo, free from heating problem in spite of a long time use, based on a stable design with minimum noise and vibration

01

Convenient Design

As a handy size, it is highly portable and easy to carry and store. Simple operation buttons on the front face enable a user to operate it conveniently. Possible to use with an external battery.

02

Easy Speed Control

A speed control button on the front face enables a user to control the speed from 100 to 200. (Normally, the recommended speed is 130 to 150.)

03

Handpiece

A handpiece with an ideal grip and test-proven minimum vibration boosts even absorption of cosmetics. It is also possible to tattoo with it, by replacing with a tattoo sleeve which is included in the package.



Tattoo sleeve



Semi-permanent makeup sleeve

All-in-one FIXME Digital Multimachine for
Semi-Permanent Makeup, MTS, and even Tattoo


FIXME

DIGITAL MULTI MACHINE

FIXME MULTI MACHINE

Product Information

PLEASE READ THIS INSTRUCTION
MANUAL CAREFULLY BEFORE USE.



Power button

Turn on or off power with a simple touch.



Front operation button

Control the speed, or start/pause operation with a simple touch.



Speed indicator

It shows the speed varying from 100 to 200.



Side connector

It is a connector to connect a ⑥handpiece and an ⑦adapter.



CONTENTS

- Machine
- Handpiece&Cable
- Power cable
- Adapter
- Semi permanent sleeve &Tattoo sleeve

DESCRIPTION

Product Name	FIXME DIGITAL MACHINE
KC Certification No.	R-REM-Jj2-ULTRA
Country of Manufacture	Korea
Manufacturer	J2.Co.,Ltd
Distributor	ROMEOCOS
Product Specification	See the detailed instructions.
Rated voltage	220V, 60Hz, 5V 1A
Rated output	DC5V1A(Power supply through an adapter or external battery)
Dimensions	Width 14.4cm x Length 7cm x Height 3.2cm
Weight	600g
Min. Speed / Max. Speed	4,200RPM / 10,000RPM
Warranty	1 Year

FIXME NEEDLE



FIXME Digital needle with 7 kinds needles for semi-permanent makeup,
including MTS needles, and FIXME Tattoo needle with 6 kinds needles for tattoo.

1Pack / 20ea

FIXME DIGITAL NEEDLE


Digital needle exclusively
for FIXME Machine

NEEDLE
TYPE
1L(R)
○




TYPE.1
Digital Needle 1L(R)

NEEDLE
TYPE
3L(R)
⊗




TYPE.2
Digital Needle 3L(R)

NEEDLE
TYPE
5L(R)
⊗




TYPE.3
Digital Needle 5L(R)

NEEDLE
TYPE
5SF
⊗




TYPE.4
Digital Needle 5SF

NEEDLE
TYPE
7F
⊗



TYPE.5
Digital Needle 7F

NEEDLE
TYPE
9RM
⊗



TYPE.6
Digital Needle 9RM

NEEDLE
TYPE
MTS
⊗




TYPE.7
Digital Needle MTS

FIXME TATTOO NEEDLE

Exclusively for
FIXME Machine


FIXME
DIGITAL MACHINE NEEDLE

NEEDLE
TYPE
1RL
○




TYPE.1
Tattoo Needle 1RL

NEEDLE
TYPE
3RL
⊗




TYPE.2
Tattoo Needle 3RL

NEEDLE
TYPE
5RL
⊗




TYPE.3
Tattoo Needle 5RL

NEEDLE
TYPE
7RL
⊗




TYPE.4
Tattoo Needle 7RL

NEEDLE
TYPE
13RM
⊗



TYPE.5
Tattoo Needle 13RM

NEEDLE
TYPE
15RM
⊗



TYPE.6
Tattoo Needle 15RM

FIXME EYEBROW GRID

—
Eyebrow grids that make guide lines faster and easier than pen-based sketches during semi-permanent eyebrow procedures



Black ink

White ink



**Semi-permanent
eyebrow design is fast and easy!**


[User Guide Tip]

1. After opening the cap, press and release the cap several times to get ink on the thread.
 2. If there is too much ink in the thread, wipe the thread with tissue paper or cotton.
 3. When the ink dries, add a drop of water.
- ※ If the ink dries out in the cap after first opening, open the cap and add 1~3 drops of water.

This product is registered as a patent application and is liable for civil and criminal charges when manufacturing/distributing similar products.

FIXME

PROFESSIONAL SEMI PERMANENT MAKE UP BRAND



WWW.SJNAIL.COM

43, Geonji-ro 86beon-gil, Seo-gu, Incheon, Republic of Korea
T.+82-32-506-4141 F.+82-32-517-9626 E-mail. sjd4141@nate.com

SJ Nail Corp.