



Beauty Brand – SalaNSu 사라앤수  
Home : [www.salansu.com](http://www.salansu.com)  
Contact : [salansu@salansu.com](mailto:salansu@salansu.com)

June 2018



Beauty Brand  
Sala & Su

**Company Name |** SalaNSu Co., Ltd. 사라앤수(주)

**Representative |** Jae-Yong Song, Ph.D. CEO, Seong-Won Hong COO

**Head Office |** Rm205, 2<sup>nd</sup> Bldg. 10, Deogam-gil, Naesu-eup, Cheongwon-gu,  
Cheongju-si, Chungcheongbuk-do, Republik of Korea 28150

**Business Area |** Cosmetics Manufacturing & Sales, Beauty R&D

**Contact |** Mobile +82-10-9492-3794 (Mr. SW Hong)

Office +82-070-8778-3794

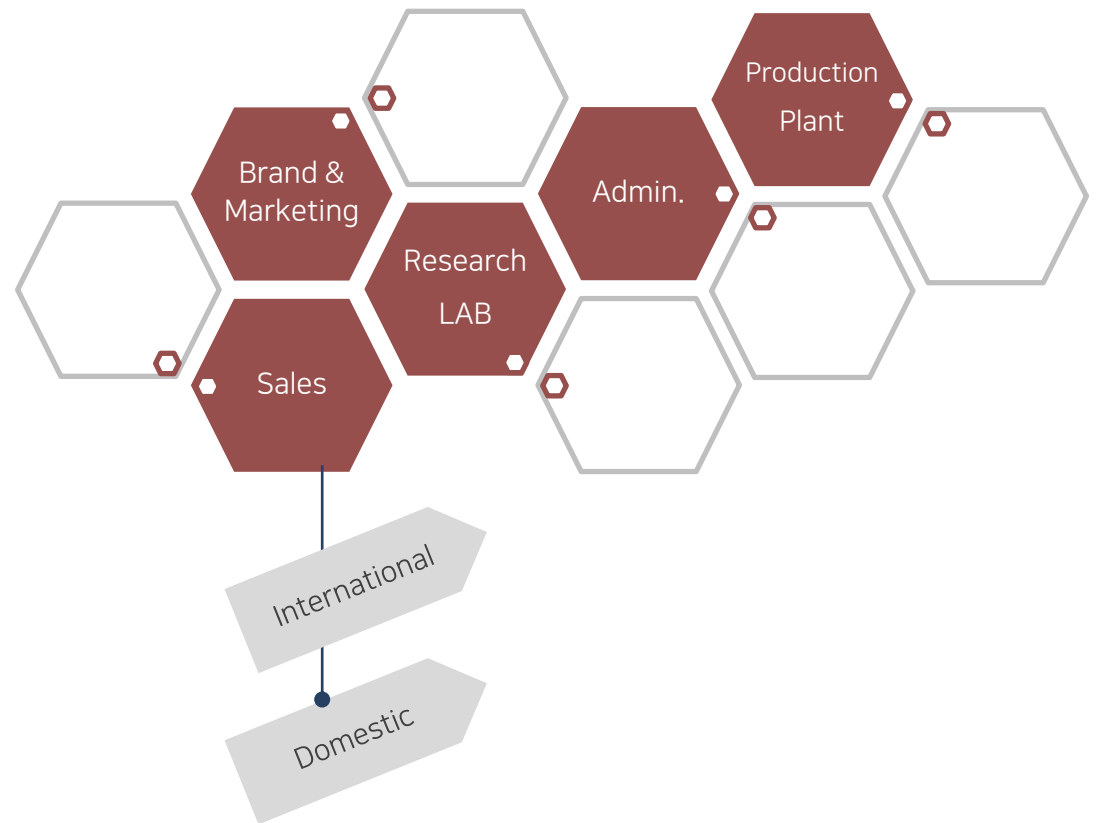
Fax +82-0303-3442-2922

Email [swhong@salansu.com](mailto:swhong@salansu.com), [salansu@salansu.com](mailto:salansu@salansu.com)

Home <http://www.salansu.com>



## Organization





## Philosophy

Providing natural and healthy skin care is SlaNSu Company's promise to those who seek for healthier beauty.

SlaNSu introduces you anti-aging skincare programs that bring your young and healthy skin back and maintain the natural beauty through balance.

As our society is facing many challenges like air pollution, social stress, spread of infectious diseases, and so on, SlaNSu strives to create and develop total skincare programs and products for 'healthier beauty' which could be the energy for a day, rebalancing your body and mind.

SlaNSu is also a very young company that keeps its social responsibility in mind, supporting local movements to build healthier business ecosystems. SlaNSu also coordinate collaborative projects with local community or other entrepreneurs with the same vision.



Photo by Catherine McMahon



Brand Story  
'Bring Natural Beauty  
Back to Your Life'

SalaNSu has launched two major Skin Care Programs – an 'Advanced Skin Care' program focused on high concentrated ampoule & cleansers and a 'MASKS FOR YOUR SKIN' program based on step-by-step masks for face & foot. SalaNSu provides people living a busy modern life in a rapidly changing society with intensive skincare programs to maintain naturally beautiful skin.

SalaNSu also brings nature into its products so most of them are very gentle and mild. They provide tired skin with enough nutrition and relaxation. And SalaNSu's signature fragrance, created with natural ingredients, relaxes and balances sensitive body and mind.

Bring natural beauty back to your life.  
The healthy beauty will make a better you.

SalaNSu for 'Your Healthiest Beauty'



Photo by Nadim Merrikh



SalaNSu Co., Ltd.  
Research LAB





SalaNSu



Bring Natural Beauty Back to Your Life™

## Press Interview with YTN (Korea's News Channel)

●●YTN 뉴스

### [피플앤피플] “발 각질 제거제로 ‘홈 케어’ 시장 겨냥” 홍성원 H2컴퍼니 대표

Posted : 2017-10-12 15:59



집에서 스스로 미용이나 건강을 관리하는 ‘홈 케어’가 주목받고 있다.

스킨케어 관리 회사인 에이치2(H2) 컴퍼니 홍성원 대표는 “예방이나 관리 차원이라면, 구지 비싼 병원이나 피부 관리 숍을 가지 않고도 집에서 부담 없이 홈 케어를 할 수 있다”고 말한다.

홍 대표는 집에서도 3단계에 걸쳐 체계적인 ‘발 각질’ 관리를 할 수 있는 제품을 최근 개발했다.

홍 대표는 “화장품 업체가 선보이는 홈 케어 기기들이 크게 성장하는 것을 보고 집에서 손쉽게 피부를 관리하는 미용 제품에 집중했다”고 설명했다.

## Skin Health Expo 2017



SalaNSu



Bring Natural Beauty Back to Your Life™

## Customer Reviews



통합검색 블로그 카페 지식N 이미지 동영상 어학사전 뉴스 더보기 검색옵션

블로그 1-10 / 156건

- 사라엔수 발팩, 클렌징바 사용해보았어요** 2017.10.19.  
말을 넣어도 상하지도 않음 보습보통해지는 느낌을 느낄 수 있었다는 마자약으로 모이스처 크림을 발라줍니다 사라엔수는 누구나 손쉽게 사용이 가능한, 나를 위한...  
패션뷰티블로그 송이... blog.naver.com/song6779/221120335528 SmartEditor (3.0)
- 헬스 사라엔수 주름개선화장품 건조함이 시작될때 준비해봐** 2017.10.11.  
사라엔수 주름개선화장품 건조함에 시작될때 준비해봐 다이아몬드 동시에 꾸준한 피부관리는 홈케어로 하면서 정말 많이 좋아지고 있답니다^^ 이번엔 만나본 사라엔수...  
리틀썬의 라이프스타일... blog.naver.com/min5328/221114959647 SmartEditor (3.0)
- 사라엔수 천연비누 & 발팩 사용중이에요** 2017.10.13.  
느낄 수 있도록 도와주는 사라엔수 토왈 톱 팔링 케어예요 보시다시피 발팩 각질이 많이 생겼어요 워낙 피부가 그렇지 않았는데 아이를 낳고나니까 온 몸이...  
몽이2호의 놀이공간 blog.naver.com/qhka258/221116270065 SmartEditor (3.0)
- 사라엔수 발팩 토왈 톱 팔링케어하네요** 2017.10.14.  
마음에 사라엔수 발팩 으로 쉽게 관리해드렸더니 조아하셔서 이제 한번씩 해드리는것이 아니라 꾸준히 혼자서도 하실수 있게 준비해드려려고요 누구나 손쉽게 할 수...  
몽이2호의 놀이공간 blog.naver.com/qhka258/221116270065 블로그 내 검색
- 사라엔수 발팩 발라줄때 클렌징바 알뜰한 세안** 2017.10.10.  
이번 각질제거를 어떻게 해야하나 고민을 했었는데 발팩을 통해서 손쉽게 홈케어를 할 수 있답니다 신세계였어요 사라엔수 토왈 톱 팔링 케어 제품은 4단계로 사용...  
♪ 알뜰하게 사는매... tina22whatup.blog.me/221120158595 SmartEditor (3.0)
- 사라엔수 발팩, 클렌징바** 2017.10.15.  
사라엔수 발팩 과 클렌징바로 다가오는 가을을 준비해보도록 합니다. 선물처럼... 사라엔수 토왈 톱 팔링 케어 3단계로 구성되어 있어 각질제거, 토마스크...  
SmartEditor (3.0)



통합검색 블로그 카페 지식N 이미지 동영상 어학사전 뉴스 더보기 검색옵션

블로그 11-20 / 156건

- 진동선풍기 사라엔수 주호민석크림으로 유영혜** 2017.09.09.  
사라엔수에서 나온 진동선풍기로 주호민석크림으로도 유명하더라고요... 한두시간마다 닦달해야하는 선풍기를 손에 묻히지 않고 바를 수 있을까? 2.화장을 그대로...  
패션블로그 미오 blog.naver.com/dmsql\_0105/221093069156 SmartEditor (3.0)
- 사라엔수 발팩, 클렌징바를 홈케어로 최고!** 2017.10.23.  
말이 가장 좋아서 믿고 써볼 수 있던 사라엔수 발팩 토왈 톱 팔링케어로 일명 집에서 발라리를 단계별로 학학! 지금이 딱 말이 가장 더러운 시기...ㅋㅋㅋㅋㅋㅋㅋㅋ...  
:: YELLOW GROUND :: youleee18.blog.me/221123377868 SmartEditor (3.0)
- 자외선차단제 선택의 사라엔수!!** 2017.09.28.  
자외선차단제 선택의 사라엔수!! 안녕하세요 유영정입니다. 여자라면 피부에... 그중 이번엔 사라엔수에서 선택의 토왈 톱 팔링케어 그리고 수제비누는 사용해...  
알콩달콩 사는 미미... blog.naver.com/kyoung475/221107508626 SmartEditor (3.0)
- 진동선풍기 보라카이가서 사라엔수 자외선차단제 용가** 2017.09.09.  
그래서 손을 안쓰고 간편하게 자외선차단제를 바를 수 있는 사라엔수 제품 가지고 왔어요!! 구성품은 분홍 + 리얼 1세트 이렇게 총 2세트가 되어있어요. 작은케이스에...  
보슬할가이도 bosikz/221093217886 SmartEditor (3.0)
- 천연비누 & 선택의 사라엔수 크림** 2017.10.15.  
천연비누, 선택의 발팩까지~ 사라엔수 써왔어요!! 건강한 아름다움을 위한 브랜드~ 사라엔수의 여러가지 제품을 써보게 되었는데요 요가요가 제품 참 괜찮아요!!...  
날다飞的 꿈꾸는 막... blog.naver.com/hyoung7371/221117294609 SmartEditor (3.0)
- 진동선풍기 / 진동선풍기 :: 사라엔수 자외선차단제 간단하고** 2017.09.10.  
을 수 있다고 합니다 ^^ 진동선풍기 필로에 사라엔수 자외선차단제를 묻혀서 바로 얼굴에 발라주면 끝 -!!! 손에 묻어나지 않고 깔끔하게 선풍기를 바르고 싶은 분들에게...  
SmartEditor (3.0)



통합검색 블로그 카페 지식N 이미지 동영상 어학사전 뉴스 더보기 검색옵션

블로그 1-10 / 52건


- 사라엔수 발팩 토왈 톱 팔링케어하네요** 2017.10.14.  
마음에 사라엔수 발팩 으로 쉽게 관리해드렸더니 조아하셔서 이제 한번씩 해드리는것이 아니라 꾸준히 혼자서도 하실수 있게 준비해드려려고요 누구나 손쉽게 할 수...  
몽이2호의 놀이공간 blog.naver.com/qhka258/221116566721 블로그 내 검색
- 사라엔수 발팩 발라줄때 클렌징바 알뜰한 세안** 2017.10.10.  
그리고 각질이 제거된 깨끗해진 피부 각질을 이상하게 잘 관리가 안되는데 이제는 사라엔수 발팩으로 발라줄때가 확실하게 할 수 있어서 거대가 된답니다! 이제 발팩...  
♪ 알뜰하게 사는매... tina22whatup.blog.me/221120158595 SmartEditor (3.0)
- 사라엔수 발팩, 클렌징바 사용해보았어요** 2017.10.19.  
사라엔수 발 팩, 클렌징 바 사용해보았어요 노란 상자에 배송이 온 사라엔수!! 말... 이게 세가지가 한 묶음으로 들어있으니 여분 갈 때 간편하게 들고 갈 수 있겠는걸요?...  
패션뷰티블로그 송이... blog.naver.com/song6779/221120335528 SmartEditor (3.0)
- 사라엔수 발팩, 클렌징바** 2017.10.15.  
사라엔수 발팩 과 클렌징바로 다가오는 가을을 준비해보도록 합니다. 선물처럼... 크림이 같이 붙어 있어서 알뜰하게 부드럽게 스크럽해줘 팔 각질 제거를 해줍니다...  
주거미의 출가공부... blog.naver.com/vbell201/221117407691 SmartEditor (3.0)
- 사라엔수 발팩 and 클렌징바로 건조타피하기** 2017.09.28.  
사라엔수 발팩 1단계로 각질제거 톱 크림으로 먼저 팔 전체에 도포해주고 크림 안에 작은 입자가 있어서 톱 톱 효과가... 이었으므로도 속속해졌는데 2단계인...  
Merci , bcc blog.naver.com/aann6502/221107442521 SmartEditor (3.0)
- 사라엔수 발팩, 클렌징바 해관한 피부로 거듭나** 2017.09.28.  
이전에 타 브랜드의 토마스크를 사용해 봤었는데 이렇게 3단계로 홈케어를 할 수 있는 작은 사라엔수밖에 없는 듯 하다 ^^ 발팩 1단계부터 시작 ^^ 잘 소...  
SmartEditor (3.0)





SalaNSu "Masks for Your Skin" program provides you with simple and easy selfcare practices for your skin. It makes you enjoy comfortable aesthetic skincare step-by-step at home. This super simple selfcare maintains your skin healthy and gives it a glowing appearance even in the midst of your busy schedule.

Moisture Shield Lifting Mask(Deep Cleansing) | Moisture Shield Shea Butter Hand / Foot Mask | 3-STEP Foot Peeling Mask



## SalaNSu Moisture Shield Lifting Mask(Deep Cleansing)

Moisture Shield Lifting Mask

## Shea Butter Hand/Foot Mask

Moisture Shield Shea Butter Hand / Foot Mask





## Moisture Shield Lifting Mask(Deep Cleansing Mask) 사라앤수 모이스처 실드 리프팅 마스크(딥클렌징 마스크)

"The Visible Deep Cleansing Effects and Anti-Wrinkle Treatment for Women & Men"

This impressive simple and easy skin care program brings you naturally beautiful skin.

"**CHITOSAN**", which is equal to Hyaluronic Acid, prevents moisture loss in skin and its protective action not only makes moisturizing membrane on your face but also **absorb skin wastes & pollutants from your skin**. It can be effective in skin restoring and soothing and helps skin stay healthy.

**Sala & Su Moisture Shield Lifting Masks** were manufactured by the h2company-owned patent-pending nanoparticles technology to enhance visible effects of its own.

**Patent-pending-2017-0172570**

*Method for Preparing Chitosan Nanoparticles and Fuctional Cosmetics Composition for Adsorption*

Brightening  
&  
Skin  
Rejuvenation

Lift-up  
& Firm-up

Long-lasting  
Hydration

Eliminating  
Skin wastes  
& pollutants

### Key Ingredients

Niacinamide, Adenosine, Chitosan

[Capacity] 1 Mask : 23ml

(5 Masks in 1 box)







## Moisture Shield Lifting Mask (Deep Cleansing Mask) 사라앤수 모이스처 쉴드 리프팅 마스크(딥클렌징 마스크)

Who need Sala & Su's  
Moisture Shield Lifting Mask



### [How to Apply]

1. After cleansing and toning, carefully unfold sheet mask and gently apply mask over face.
2. Leave mask on for 15 to 20 minutes.
3. After removing the mask, rinse off with warm water.
4. We recommend you to apply an ampoule or moisture cream after rinse.

### Perfect Partners

SalaNSu "Astaxanthin Prime Vitamin C21" Ampoule  
SalaNSu "Caviar Home Therapy" ampoule






# SalaNSu

## Gold and red ginseng Hydrogel mask

---

Gold and red ginseng  
keep the skin bright and shiny by  
cleansing and nourishing weary skin


Antioxidant efficacies with 6 different  
herb extracts.  
It keeps the skin balanced and makes it  
clear and vibrant




#Gold  
Cleansing, detoxification and  
improvement of skin tone



#Redginseng  
Keeps the skin young and healthy  
through nourishing



#Herb  
Ensures youthful and vibrant skin



#Pine needles  
Young and healthy skin through  
nourishing





# FRESH SalaNsu

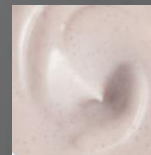
## Hydrogel mask

Containing collagen and elastin, FRESH SalaNsu makes dry, loose facial skin supple and smooth. It also keeps the skin firm and elastic by providing nutrition


The six different herb extracts keep the skin balanced and make it vibrant and clear with antioxidant efficacies



#elastin  
Keeps the skin supple and vibrant



# collagen  
Makes the skin elastic and keeps it smooth and flexible



#Herb  
Special care for vibrant and healthy skin




# shea butter  
It makes the skin glossy and smooth



# SalaNsu Hydrogel Mask

Time to enjoy relaxing and comfortable skincare with a pure hydrogen facial mask!!



Made of the natural ingredient 'hydrogel', SALA&SU Innocent Hydrogel Mask ensures relaxing and comfortable skincare even for your family or acquaintances with great transparency. With great fit, you can engage in your daily activity with comfort, even while wearing the mask. Unlike conventional facial masks, you don't need to remain sitting or lying down anymore



# SalaNsu Hydrogel Mask

## Why 'Innocent Hydrogel Mask'?

Innocent Hydrogel Mask



vs

mesh- Hydrogel Mask



Shape	A beautiful and elegant facial mask, which is formed by the strength of pure hydrogel, keeping the solidity of gel with the best technology.	A facial mask in which various forms of supports are inserted into hydrogel to make up for conventional hydrogel strength-related issues
Advantages	<div>1. It is a pure gel facial mask made of hydrogel, which has not adopted any separate support. Therefore, it is free from skin irritations and any stability issue between two components.</div> <div>2. As a pure gel type, it has no aesthetic problem regarding an insertion of a supporting object. The cut surface is very clean and smooth</div>	<div>1. To make up for the low strength of hydrogel, synthetic fiber mesh was adopted to play a supporting role, making it resistant to tearing</div> <div>2. Good productivity and great fit</div>
Weakness	No verified	<div>1. Formation of fungi and causes of skin irritations resulting from the support</div> <div>2. Unable to identify a stability issue between the synthetic fiber (support) and gel form.</div> <div>3. Fluff and crushing of the support on the cut surface of the gel form</div> <div>4. It is hard to tell which one is the front/back side of the facial mask. Turning it inside out can cause stinging or itching</div> <div>5. Aesthetic and psychological refusal of synthetic fiber mesh</div>



# SalaNSu

## Anypack multi active hydrogel eye patch

It soothes dark, coarse skin around the eyes and keeps it bright and supple.

### Intensive care

The hydrogel eye patch ensures intensive care for specific areas. The eye patch moisturizes weary areas around the eyes and mouth, reduces fatigue and soothes the skin with a refreshing feeling.



# SalaNSu

## Anypack multi active hydrogel eye patch

- Ingredient -

With an addition of salmon roe, which is rich in ingredients that are beneficial for coarse and sensitive skin, and 17 different amino acids, it keeps the skin clean and transparent.


Furthermore, ginsenoside-containing Korea red ginseng, 10 different herbal ingredients and Aureobasidium pullulans ferment keep the weary skin around the eyes young and vibrant through intensive care.



Chinese medicine



Red ginseng



Salmon roe

Fast absorption and great fit.

It fits tightly to the skin and aids the absorption of effective ingredients.

[Skincare with eco-friendly facial mask!](#)

It is a pure hydrogel patch made of food-grade ingredients, which didn't adopt a synthetic support. This eco-friendly product decomposes in nature.

[It aids the absorption of moisturizing ingredients and keeps the skin clean and supple around the eyes.](#)



사라앤수  
모이스처 쉴드  
시어버터 핸드 마스크

Moisture Shield  
Shea Butter  
Hand Mask

#촉촉 #촉촉촉 #사라앤수



Sala Su

Moisture Shield Shea Butter Hand Mask

Moisture Shield Shea Butter Foot Mask

사라앤수  
모이스처 쉴드  
시어버터 풋 마스크

Moisture Shield  
Shea Butter  
Foot Mask

#촉촉 #촉촉촉 #사라앤수



"Moisture Shield Shea Butter Mask  
is the solution for Intense Hydration  
& Nutrition for your hands & foot"

Intense  
Hydration

Intense  
Nutrition

Skin moist  
& Smooth  
skin

[Effect] Nutrition & Hydration

[Capacity] 16ml  
(8ml x 2 pieces)  
For Hand/Foot Mask

[Key Ingredients]

Shea Butter  
Glycerin  
Adenosine  
Coconut Oil  
Allantoin



## Moisture Shield Shea Butter Hand Mask



SalaSu

## Moisture Shield Shea Butter Foot Mask



### ◀ How to Apply ▶

1. Put the gloves on clean and dry hands.
2. Fold around the wrist and press it with the included paper film to close well.
3. Leave mask on for 15 to 20 minutes.
4. Remove the mask and then gently pat any excess essence to absorb. (No need to rinse.)

1. Put the socks on clean and dry feet.
2. Fold around the ankle and press it with the included paper film to close well.
3. Leave mask on for 15 to 20 minutes.
4. Remove the mask and then gently pat any excess essence to absorb into the skin. (No need to rinse.)



# SalaNSu

## 3-STEP Foot Peeling Mask

사라앤수 풋 필링 마스크



Exfoliator



Foot  
Mask



Moisturizer

Enjoy Home Aesthetic Care  
with SalaNSu's All-in-One  
3-Step Perfect Foot Care.  
It makes your feet feel  
as smooth and soft as baby's.





# SalaNSu

## 3-STEP Foot Peeling Mask

사라앤수 풋 필링 마스크



Exfoliator



Foot  
Mask



Moisturizer

Enjoy Home Aesthetic Care  
with SalaNSu's All-in-One  
3-Step Perfect Foot Care.  
It makes your feet feel  
as smooth and soft as baby's.







## 3-STEP Foot Peeling Mask 사라앤수 풋 필링 마스크

3-Step effects by natural ingredients

A variety of fruit extracts, urea, apricot seed oil, and other natural ingredients, which apply to your skin step-by-step, help in changing your feet baby soft.

Who need Sala & Su's  
3-STEP Foot Peeling Mask



We recommend this program  
Especially for those

with dry and cracked feet  
with hard and thick skin on the bottom of your feet  
Wearing shoes without socks

Feel the dramatic changes  
of your feet skin  
with our program.



# 3-STEP Foot Peeling Mask 사라앤수 풋 필링 마스크

[How to Apply] Use products step by step.

## STEP 1 Exfoliator

[effect] Gently removing old dead skin cells from your feet

[Capacity] 2.5ml



## STEP 2 Peeling Softener Foot Mask

[effect] Fruit extracts' getting rid of dead cells and Menthol ingredients' alleviating fatigue.

[Capacity] 40ml  
(20ml x 2pieces)

## STEP 3 Moisturizer

[effect] Keeping skin soft and smooth by providing nutrients and moisture.

[Capacity] 2.5ml



Apply 'Step 1 Exfoliator' to your dry cracked feet.



Wash your feet.



Wear 'Step 2 Peeling Softener Foot Masks' for about 45 - 60 minutes and then gently pat any excess cream to absorb.



Apply 'Step 3 Moisturizer' evenly across your entire feet.

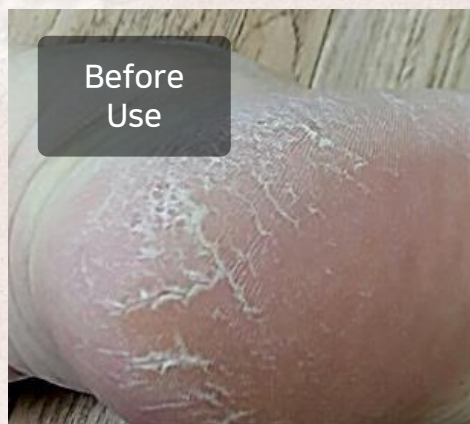




## 3-STEP Foot Peeling Mask 사라앤수 풋 필링 마스크

[Customer Reviews] The results may differ individually.

Your feet will start to peel in 3 to 4 days and will find tender smooth feet in about 10 days after use.



Sala & Su 3-STEP Foot Peeling Mask  
It's on sale on Homeshopping in South Korea. #사라앤수



SalaNSu "Advanced Skin Care" program focused on high concentrated ampoule & cleanser products. It provides an intensive skin care program for anti-aging that bring your young and healthy skin back and maintain the natural beauty through balance.

SalaNSu also brings nature into its products so most of them are very gentle and mild.

They provide tired skin with enough nutrition and relaxation.

Bring natural beauty back to your life. The healthy beauty will make a better you.

SalaNSu for 'Your Healthiest Beauty'

Astaxanthin Prime Vitamin C21 Ampoule | Caviar Home Therapy Ampoule | Natural Cleansing Bar | Sun Protection Vibrating Sun Pact





## Astaxanthin Prime Vitamin C21 Ampoule

Antioxidant ampoule with  
Pure Vitamin C 21% and Astaxanthin



MADE IN KOREA

[www.salansu.com](http://www.salansu.com)

contact : [salansu@salansu.com](mailto:salansu@salansu.com)



SalaNsu Advanced Skincare



## 숨겨진 아름다움을 빛으로 끌어내다

사라앤수 아스타잔틴 프라임 비타민 C21 앰플

탁월한 항산화 유효성분인 아스타잔틴과 고농축 된 퓨어 비타민 C 21%의  
완벽한 결합이 가져오는 건강하게 빛나는 시간의 시작  
숨겨져 있던 당신의 타임리스 뷰티를 찾아줍니다

[www.salansu.com](http://www.salansu.com)





# Astaxanthin Prime Vitamin C21 Ampoule

## 사라앤수 아스타잔틴 프라임 비타민 C21 앰플

**"Bring Your 'Timeless Beauty' Back to Your Life"**

Antioxidant ampoule with Pure Vitamin C 21% and Astaxanthin

The powerful natural antioxidants prevent signs of aging and bring you naturally beautiful skin.

Pure  
Vitamin C  
21%

It's known as a highly efficacious antioxidant and helps to boost radiance and visibly eliminates the dark spots so bring natural beauty back to you.

SalaNSu ampoule containing 21% high concentrations of Pure Vitamin C visibly works faster and more effectively.

Astaxanthin

Astaxanthin is the most potent carotenoid antioxidant up to date and is more potent antioxidant than Vitamin C & E.

It visibly restores the appearance of skin damaged by UV and helps to improve skin's elasticity.

Skin  
rejuvenation

Brightening

Skin  
pore  
tightening

Reducing  
wrinkles  
& lines

Elasticity  
firmness

Whitening





## Astaxanthin Prime Vitamin C21 Ampoule 사라앤수 아스타잔틴 프라임 비타민 C21 앰플

"Discover your radiant appearance under your stressed skin.  
SalaNSu bring your beautiful glowing smile back to your life"

Visible Effects of Aesthetic Skin Care at Home



### Key Ingredients

Ascorbic Acid(21%), Astaxanthin, EGF

[Capacity] 15ml / 0.5 fl. oz

[Products] Ampoule(1ea) & Dropper(1ea)  
per box

### [How to replace the lid]

Pick-up a dropper from the box then  
Get rid of the lid from the bottle and insert the  
dropper into it.



### [How to Apply]

After cleansing and toning, apply 1 or 2 drops of the ampoule  
evenly across your entire face.

※ Avoid applying the ampoule around the eyes and mouth or to the wounds.  
You may feel a bit of tingling upon application but it is natural  
in order for the highly enriched Vitamin C to be absorbed.

※ Keep a bottle in the fridge after use.



SalaNSu Caviar Home Therapy

Ampoule Serum combines

black diamond caviars

with deep ocean water.

It offers innovative formulas for  
skin rejuvenation and brightening.



사라앤수 캐비아 홈 테라피

## Caviar Home Therapy

‘Advanced Skin Care’ Program



MADE IN KOREA

[www.salansu.com](http://www.salansu.com)

contact : [salansu@salansu.com](mailto:salansu@salansu.com)



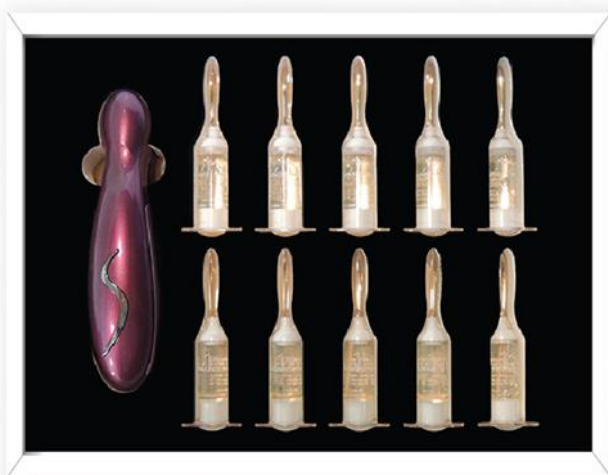


사라앤수 캐비아 홈 테라피

# Caviar Home Therapy

'Advanced Skin Care' Program

The ionized high-concentrated ampoule by the Skin Manager(ion vibration massager) penetrates deeply into the skin so you can feel your skin younger and brighter. Experience amazing Home-Aesthetic-Skincare treatment.



10 vials(3ml/ea) & Skin Manager

## Ingredients

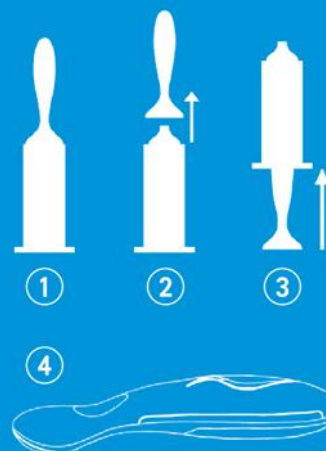
SEA WATER, CENTELLA ASIATICA LEAF WATER, ALOE BARBADENSIS LEAF WATER, BUTYLENE GLYCOL, GLYCERIN, NIACINAMIDE, 1,2-HEXANEDIOL, CAVIAR EXTRACT, SODIUM HYALURONATE, EPIMEDIUM KOREANUM EXTRACT, SACCHARUM OFFICINARUM (SUGARCANE) EXTRACT, TARAXACUM OFFICINALE (DANDELION) EXTRACT, ALLANTOIN, ADENOSINE



These powerful treatments strengthen skin's moisture barrier and nourish it as the components help in improving uneven skin tones and diminishing fine lines and wrinkles. This ampoule recaptures and maintains the look of younger and brighter skin.



## How to apply ampoule



1. Separate the lid and body of the ampoule as shown in the picture.
2. Pull the ampoule lid vertically and remove it from the body.
3. Insert the lid part under the body and make it into a syringe shape. Then push it up to drop the ampoule on your face.
4. Apply a highly concentrated ampoule on your face and massage gently with the Skin Manager.

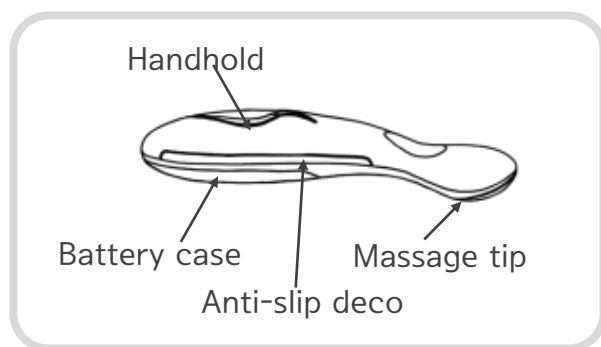
사라앤수 캐비아 홈 테라피

# Caviar Home Therapy

‘Advanced Skin Care’ Program



## How to use the Skin Manager



1. After cleansing and toning, gently apply the ampoule evenly across your entire face.
2. Gently hold the ‘S’ area of the Skin Manager in the middle and massage from the centre of the face outwards and down to the neck and upwards from chin to forehead.
3. As the principle of ion migration, active ingredients get maximum penetration so you can see dramatic effects in short time, nourishing skin and supporting skin cell renewal.

Function	Ion(-6V), Vibration
Color	Purple, White
Size	35mm x 33mm x 150mm (Wide x Length x Height)
Battery	2ea x 1.5V AAA Battery
Battery life	Approximately 30days, 5 minutes use per day

## How it works

By applying the principle of magnetic ion exchange, active ingredients of intensive ampoule penetrate deeply into the skin but the waste even deep inside of the skin is attracted to the surface of your skin to deeply cleanse the waste.

## Caution for Use

1. If you find any of the following troubles on your skin with this product, you should stop using immediately and go to dermatologist.  
If you continue to use, it may get worse.  
1) such as red spots, swelling, itching and irritation during use 2) if you find any symptoms mentioned above on the part of applied with product because of the exposure to direct sunlight
2. Do not use in areas with scratches, eczema, or dermatitis.
3. Precautions for storage and handling  
1) Keep the cap closed after use 2) Keep out of reach of children at all times 3) Do not keep in hot or cold places or in direct sunlight.



사라앤수 캐비아 홈 테라피

# Caviar Home Therapy

'Advanced Skin Care' Program







MADE IN KOREA

www.salansu.com

contact : salansu@salansu.com



## Natural Cleansing Bar

사라앤수 내추럴 클렌징 바



Sala & Su Natural Cleansing Bar  
천연한방 고급 수제 비누

천연 한방 주원료인 황근, 프락시도라, 배나무추출물등  
오화수를 주성분으로 한 고급 클렌징 바입니다. 천연 클렌징  
효과로 피부에 자극 없이 사용 가능합니다. 사용 후 피부가  
부드럽게 느껴집니다. (제품명: 천연 한방 수제 비누)  
천연 주원료를 사용하여 피부에 자극 없이 사용할 수 있습니다. (제품명: 천연 한방 수제 비누)  
천연 한방 주원료인 황근, 프락시도라, 배나무추출물등  
오화수를 주성분으로 한 고급 클렌징 바입니다. 천연 클렌징  
효과로 피부에 자극 없이 사용 가능합니다. 사용 후 피부가  
부드럽게 느껴집니다. (제품명: 천연 한방 수제 비누)  
천연 주원료를 사용하여 피부에 자극 없이 사용할 수 있습니다. (제품명: 천연 한방 수제 비누)

Sala & Su Natural Cleansing Bar  
천연한방 고급 수제 비누

천연 한방 주원료인 황근, 프락시도라, 배나무추출물등  
오화수를 주성분으로 한 고급 클렌징 바입니다. 천연 클렌징  
효과로 피부에 자극 없이 사용 가능합니다. 사용 후 피부가  
부드럽게 느껴집니다. (제품명: 천연 한방 수제 비누)  
천연 주원료를 사용하여 피부에 자극 없이 사용할 수 있습니다. (제품명: 천연 한방 수제 비누)  
천연 한방 주원료인 황근, 프락시도라, 배나무추출물등  
오화수를 주성분으로 한 고급 클렌징 바입니다. 천연 클렌징  
효과로 피부에 자극 없이 사용 가능합니다. 사용 후 피부가  
부드럽게 느껴집니다. (제품명: 천연 한방 수제 비누)  
천연 주원료를 사용하여 피부에 자극 없이 사용할 수 있습니다. (제품명: 천연 한방 수제 비누)

Sala & Su Natural Cleansing Bar  
천연한방 고급 수제 비누

천연 한방 주원료인 황근, 프락시도라, 배나무추출물등  
오화수를 주성분으로 한 고급 클렌징 바입니다. 천연 클렌징  
효과로 피부에 자극 없이 사용 가능합니다. 사용 후 피부가  
부드럽게 느껴집니다. (제품명: 천연 한방 수제 비누)  
천연 주원료를 사용하여 피부에 자극 없이 사용할 수 있습니다. (제품명: 천연 한방 수제 비누)  
천연 한방 주원료인 황근, 프락시도라, 배나무추출물등  
오화수를 주성분으로 한 고급 클렌징 바입니다. 천연 클렌징  
효과로 피부에 자극 없이 사용 가능합니다. 사용 후 피부가  
부드럽게 느껴집니다. (제품명: 천연 한방 수제 비누)  
천연 주원료를 사용하여 피부에 자극 없이 사용할 수 있습니다. (제품명: 천연 한방 수제 비누)





Oil based foam cleansing bar keeps your skin moist, never taut or dry. Enough with SalaNSu Cleansing Bar, remove your makeup thoroughly without leaving any pore-clogging residues.

### Special Point! - How to use



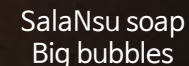
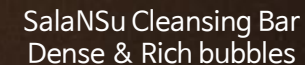
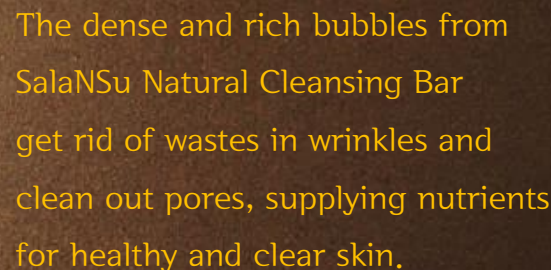
Wet your hands with warm water and make plenty of lather. ※DO NOT splash some water on your face before step 3.



Massage lather onto your skin and remove make-up with the later in a circular motion.  
※It works better on skin that doesn't get wet.



Rinse thoroughly  
and pat dry.



## [Natural herbal] Solution for balanced skin

It is enriched with natural extracts from herbal medicines like licorice, angelica, scutellaria, cnidium, turmeric, etc. to nourish, moisturize, and balance skin for optimal health.

[Pearl Powder] Solution for bright and radiant skin

Natural extracts from pearl powder containing minerals, vitamin C powder, rosehip, etc. and natural ingredients like vitamin E and argan oil make your skin bright and radiant.

[Shea Butter] Solution for skin moist & smooth skin

Natural extracts with shea butter, Jojoba oil, Armeniae oil, etc. boost nutrients absorption of product into your face and make your skin moist & healthy.







## SalaNSu Natural Cleansing Bar

Its special scents,  
extracted from natural ingredients,  
make you feel relaxed and refreshed  
like aromatherapy.

A Perfect UV Protection Partner  
for Outdoor Activities

*Sala Su*  
Natural Cosmetics

*Sala Su*



MADE IN KOREA

[www.salansu.com](http://www.salansu.com)

contact : [salansu@salansu.com](mailto:salansu@salansu.com)

사라앤수 선 프로텍션 진동 선포트

**Sun Protection Vibrating Sun Pact**

SPF50+ / PA+++



# Sun Protection Vibrating Sun Pact

## A Perfect UV Protection Partner for Outdoor Activities

With 12,000 microvibrations per minutes,  
it veils the skin in even layer of sun protections  
against damaging UV rays and also makes  
your skin look smoother and softer like a Primer

### How to use



Open the lid by  
turning it  
counterclockwise.



Turn the bottom of  
the body counterclockwise  
to raise the pact  
and remove the seal inside.



Apply an appropriate  
amount on the puff.



Power on.



Spread outwards  
where UV protection  
needed.

*Sala Su*  
Natural Cosmetics



Formulated with Phytooligos to improve damaged  
skin, it helps to keep your skin moist and soft.



You can feel  
constant &  
strong  
UV Protection  
effect by  
Sweat-proof technology.

The porous powder component keeps  
a matte feeling without tackiness.



It's clean and hygienic way  
rather than using your  
fingers and you can  
get a professional  
-looking finish  
anytime and  
anywhere.



Body



Vibrating puff



## Sun Protection Vibrating Sun Pact

A Perfect UV Protection Partner  
for Outdoor Activities

### Features



Color	Red(champagne shape), Black(cylinder shape)
Battery	3V (2ea LR44 Battery)
Size(mm)	42 x 42 x 91.6
Weight(g)	Pact(6.5g) / 65g (including batteries)

### Ingredients

Cetyl Ethylhexanoate, Mica, Hexyl Laurate, Titanium Dioxide, Zinc Oxide, Phenyl Trimethicone, Dimethicone, Ethylhexyl Methoxycinnamate, Methyl Methacrylate Crosspolymer, Nylon-12, Synthetic Wax, Ceresin, Ricinus Communis (Castor) Seed Oil, Sorbitan Olivatate, Cetyl Palmitate, Ethylene/Propylene Copolymer, Sorbitan Sesquioleate, Vinyl Dimethicone/Methicone Silsesquioxane Crosspolymer, Sorbitan Palmitate, Sorbitan Stearate, sucrose distearate, Stearalkonium Hectorite, Caprylyl Glycol, Ethylhexylglycerin, Propylene Carbonate, Tocopheryl Acetate, Tropolone, BHT, Amber Powder, Amethyst Powder, Nephrite Powder, Pearl Powder, Tourmaline, Ruby Powder, Phenoxyethanol, CI 77492, CI 77491, Fragrance





# Sun Protection Vibrating Sun Pact



## A Perfect UV Protection Partner for Outdoor Activities

### 🌿 How to change the puff

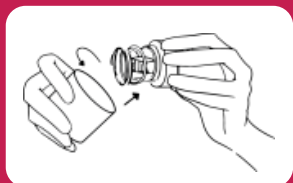


Separate your sun pact lid and body, then pull out the puff and change.

### 🌿 How to change the refill

1. Turn the bottom of the body counterclockwise to raise the pact and overturn the body to remove the pact.
  2. Place the refill pact into the body, turn it clockwise to go back the original position and then closed the lid.
- ※ There is no adhesive to attach the bottom of the pact to the body so it can be easily replaced when overturning the body.

### 🌿 How to change the battery



1. Separate your Sun Pact lid and body, hold the bottom of the lid and turn it counterclockwise.
2. Replace batteries with pincers.  
(If you use your finger nails to remove it, it may be chipped.)

### 🌿 Caution for Use

1. If you find any of the following troubles on your skin with this product, you should stop using immediately and go to dermatologist. If you continue to use, it may get worse.
    - 1) such as red spots, swelling, itching and irritation during use
    - 2) if you find any symptoms mentioned above on the part of applied with product because of the exposure to direct sunlight
  2. Do not use in areas with scratches, eczema, or dermatitis.
  3. Precautions for storage and handling
    - 1) Keep the cap closed after use
    - 2) Keep out of reach of children at all times
    - 3) Do not keep in hot or cold places or in direct sunlight.
    - 4) Be careful not to let the product get wet.
  4. Do not disassemble or modify to use.
- ※ In case of malfunction, stop using it immediately and contact Customer Service.

SalaNSu



Bring Natural Beauty Back to Your Life™

[www.salansu.com](http://www.salansu.com)