



Product Overview

www.hermle.de



01.1 HIGH-PERFORMANCE-LINE



C 12

5-axis

milling: max. 100 kg

Workpiece dimensions (in mm):

Ø 320 x 265

Traverse X-Y-Z: 350 - 440 - 330 mm

Speed: 12000 / 15000 / 18000 / 25000 /
30000 / 42000 rpm

Rapid linear traverse X-Y-Z

(dynamic): 30 (50) m/min

Control unit: TNC 640

Swivelling rotary table:

Table with torque: Ø 320 mm

Swivelling range:

+/- 115°

A axis speed: 25 (55) rpm (dynamic)

C axis speed: 40 (80) rpm (dynamic)

Max. table load: 100 kg



C 22

5-axis

3-axis

milling: max. 300 kg milling: max. 750 kg

Workpiece dimensions (in mm):

Ø 450 x 370

450 x 600 x 330

Traverse X-Y-Z: 450 - 600 - 330 mm

Speed: 15000 / 18000 / 25000 / 30000 /
42000 rpm

Rapid linear traverse X-Y-Z

(dynamic): 30 (50) m/min

Control unit: TNC 640 / S 840 D sl

Rigid clamping table: 600 x 630 mm

Max. table load: 750 kg

Swivelling rotary tables:

Table with worm: Ø 320 mm / Ø 450 x 360 mm

Swivelling range: +/- 135°

A axis speed: 25 rpm

C axis speed: 40 rpm

Max. table load: 300 kg

Table with torque: Ø 320 mm

Swivelling range: +/- 135°

A axis speed: 25/55* rpm

C axis speed: 80 rpm

Max. table load: 150 kg

*with tandem drive



C 32

5-axis

3-axis

milling: max. 1000 kg milling: max. 1500 kg

Workpiece dimensions (in mm):

Ø 650 x 420

650 x 650 x 500

Traverse X-Y-Z: 650 - 650 - 500 mm

Speed: 15000 / 18000 / 25000 / 42000 rpm

Rapid linear traverse X-Y-Z

(dynamic): 45 [60] - 45 [60] - 40 [60] m/min

Control unit: TNC 640 / S 840 D sl

Rigid clamping table: 900 x 665 mm

Max. table load: 1500 kg

Swivelling rotary tables:

Table with worm: Ø 320 mm / Ø 450 x 360 mm

Swivelling range: +/- 130°

A axis speed: 25 rpm

C axis speed: 40 rpm

Max. table load: 300 kg

Table with worm: Ø 650 x 540 mm

Swivelling range: +/- 130°

A axis speed: 25 rpm

C axis speed: 30 rpm

Max. table load: 600 kg

Table with torque: Ø 320 mm Ø 650 x 540 mm

Swivelling range: +/- 130° +/- 130°

A axis speed: 25/55* rpm 25 rpm

C axis speed: 80 rpm 65 rpm

Max. table load: 200 kg 600/1000* kg

*with tandem drive



C 42 / C 42 U MT

5-axis

3-axis

milling: max. 1400 kg milling: max. 2000 kg

MT turning: max. 700 kg

MT milling: max. 1400 kg

Workpiece dimensions (in mm):

Ø 800 x 560

800 x 800 x 550

Traverse X-Y-Z: 800 - 800 - 550 mm

Speed: 15000 / 18000 / 25000 / 42000 rpm

Rapid linear traverse X-Y-Z

(dynamic): 45 [60] - 45 [60] - 40 [60] m/min

Control unit: TNC 640 / S 840 D sl

Rigid clamping table: 1050 x 805 mm

Max. table load: 2000 kg

Swivelling rotary tables:

Table with worm: Ø 440 mm Ø 800 x 630 mm

Swivelling range: +/- 130° +/- 130°

A axis speed: 25 rpm 15 rpm

C axis speed: 30 rpm 25 rpm

Max. table load: 450 kg 850 kg

Table with torque: Ø 440 mm Ø 800 x 630 mm

Swivelling range: +/- 130° +/- 130°

A axis speed: 55 rpm 25 rpm

C axis speed: 65 rpm 65 rpm

Max. table load: 450 kg 1400 kg

C 42 U MT dynamic

Swivelling rotary table:

Table with torque: Ø 750 mm

Swivelling range: +/- 130°

A axis speed: 25 rpm

C axis speed: 800 rpm

Table load: Max. turning: 700 kg

Max. milling: 1400 kg



C 52 / C 52 U MT

5-axis

milling: max. 2000 kg
MT turning: max. 1000 kg
MT milling: max. 2000 kg


Workpiece dimensions (in mm):

Ø 1000 x 810

Traverse X-Y-Z: 1000 - 1100 - 750 mm
Speed: 9000 / 14000 / 15000 / 18000 rpm
Rapid linear traverse X-Y-Z: 60 - 60 - 55 m/min
Control unit: TNC 640 / S 840 D sl
Swivelling rotary tables:
Table with torque: Ø 700 / Ø 1150 x 900 mm
Swivelling range: +100° / -130°
A axis speed: 20 rpm
C axis speed: 30 rpm
Max. table load: 2000 kg

C 52 U MT dynamic

Swivelling rotary table:
Table with torque: Ø 1000 mm
Swivelling range: +100° / -130°
A axis speed: 20 rpm
C axis speed: 500 rpm
Max. table load: Max. turning: 1000 kg
Max. milling: 2000 kg



C 62 / C 62 U MT

5-axis

milling: max. 2500 kg
MT turning: max. 1500 kg
MT milling: max. 2500 kg

Workpiece dimensions (in mm):

Ø 1200 x 900

Traverse X-Y-Z: 1200 - 1300 - 900 mm
Speed: 9000 / 14000 / 15000 / 18000 rpm
Rapid linear traverse X-Y-Z: 50 m/min
Control unit: TNC 640 / S 840 D sl
Swivelling rotary tables:
Table with torque: Ø 900 / Ø 1350 x 1100 mm
Swivelling range: +/- 130°
A axis speed: 15 rpm
C axis speed: 30 rpm
Max. table load: 2500 kg

C 62 U MT dynamic

Swivelling rotary table:
Table with torque: Ø 1200 mm
Swivelling range: +/- 130°
A axis speed: 15 rpm
C axis speed: 400 rpm
Max. table load: Max. turning: 1500 kg
Max. milling: 2500 kg

01.2 PERFORMANCE-LINE



C 250

5-axis

3-axis

milling: max. 300 kg milling: max. 1100 kg

Workpiece dimensions (in mm):

Ø 450 x 355

600 x 550 x 450

Traverse X-Y-Z: 600 - 550 - 450 mm

Speed: 15000 / 18000 1/min

Rapid linear traverse X-Y-Z: 35 m/min

Control unit: TNC 640

Rigid clamping table: 800 x 616 mm

Max. table load: 1100 kg

Swivelling rotary table:

Table with worm: Ø 320 mm Ø 450 x 360 mm

Swivelling range: +/- 115° +/- 115°

A axis speed: 25 1/min 25 1/min

C axis speed: 40 1/min 40 1/min

Max. table load: 300 kg 300 kg



C 400

5-axis

3-axis

milling: max. 600 kg milling: max. 2000 kg

Workpiece dimensions (in mm):

Ø 650 x 500

850 x 700 x 500

Traverse X-Y-Z: 850 - 700 - 500 mm

Speed: 15000 / 18000 1/min

Rapid linear traverse X-Y-Z: 35 m/min

Control unit: TNC 640

Rigid clamping table: 1070 x 700 mm

Max. table load: 2000 kg

Swivelling rotary table:

Table with worm: Ø 440 mm Ø 650 x 540 mm

Swivelling range: + 91° / - 139° + 91° / - 139°

A axis speed: 25 1/min 25 1/min

C axis speed: 30 1/min 30 1/min

Max. table load: 450 kg 600 kg



C 650

5-axis

3-axis

milling: max. 1500 kg milling: max. 3000 kg

Workpiece dimensions (in mm):

Ø 900 x 600

1050 x 900 x 600

Traverse X-Y-Z: 1050 - 900 - 600 mm

Speed: 15000 / 18000 1/min

Rapid linear traverse X-Y-Z: 35 m/min

Control unit: TNC 640

Rigid clamping table: 1250 x 982 mm

Max. table load: 3000 kg

Swivelling rotary table:

Table with worm: Ø 900 x 750 mm

Swivelling range: + / - 115°

A axis speed: 25 1/min

C axis speed: 25 1/min


Max. table load: 1500 kg



02 Industry sectors

Hermle is at home in all sectors. For us, ensuring the highest precision and reliable machining is always paramount. Our machines are made for daily operation, whether as linked linear production cells or as standalone machines.


Automotive industry




Energy Technology



Aerospace technology



Machine construction




Medical engineering



Motor sports and racing




Optical Industry



Tool and mould construction



Tool Technology




Subcontractor industry



03 Automation


Everybody talks about automation, but it's much more than just a trendy word. We ourselves have changed from being a machine manufacturer to a process provider because we believe that the decisive criterion for automated efficiency is integration of the entire environment and periphery. In keeping with this philosophy, we are continuing what began with economical pallet changing and intelligent handling systems with highly advanced robot solutions. We have long been capable of converting machines into flexible manufacturing cells for over 15 years.



HS flex handling system



RS 05 robot system gripper



Pallet storage from
the pallet changer PW 150




Pallet changer PW 850 with storage



RS 05 matrix storage

Pallet changer PW 100




Pallet changer PW 150



Pallet changer PW 850



Pallet changer PW 2000



Pallet changer PW 3000



Handling system HS flex




IH systems



Rotation loading system RLS 800



RS 05 robot system




RS 1 robot system




RS 2 robot system



RS 3 robot system



RS Linear robot system



04 The company



Hermle is all about milling and achieving outstanding results. And we are committed to ensuring just this with our architecture, our structure, our work, our approach, our development, our construction, our assembly and our service. Everything we achieve, change or optimize makes our results better, more precise, available more rapidly – nothing more and nothing less.

„milling at its best“ – as the slogan of Hermle AG – sums this up aptly. It stands for a high-performance, highly innovative machining centres that have risen to a leading position nationally and internationally. It stands for a sprawling and closely meshed sales and service network and the presence worldwide of more than 22,000 successfully installed machines.

Ultimately, it stands for the success of our customers who achieve the best results in terms of precision and efficiency using our products.

But what makes „milling at its best“ possible? A constant supply of new ideas and the proverbial Hermle precision in manufacturing, process consulting and sound project management. With our approx. 1.000 highly motivated employees, who are responsible for all this, we create the foundation. And we do this in a place which has traditionally been the home of precision mechanics and machine tools. All in all, these are the best possible prerequisites. They are the reasons why we enjoy a leading position today as a partner to numerous key industries. From large complex components to the smallest components in the high-tech area. From medical to automotive, we lead the way!

05 Services

The perfection we insist on for the development and production of our machines is also mirrored by our service department. Our service team provides more than just spare parts and rapid response support within hours. At Hermle, we see ourselves as a comprehensive service provider which provides customers with numerous benefits.

Alongside standard services, these include:

- Our superior, cost-effective, practical and flexible training programmes carried out by sales representatives directly at the customers' premises.
- Our continual pursuit of optimisation and perfection. Our motto – those who stop improving today will not make the grade tomorrow.
- Intensive expert consultation on milling in general, programming and handling of our products.
- Our application technicians who are experts in machining processes and who are quick to assist and advise our customers.



06 Worldwide

You can find our sales and service network in over 40 countries on 6 continents with competent on-site service available. That is one of our success factors for long-term and cooperative customer relationships.

Our motto: Direct sales and local service – nothing else will do! Hermle works for its international customers to provide direct, on-site consultation, sales, training and expert service.



Maschinenfabrik
Berthold Hermle AG
Industriestraße 8-12
D-78559 Gosheim

Phone +49 (0)7426 95-0
Fax +49 (0)7426 95-1309

info@hermle.de | www.hermle.de



The machining examples used in this leaflet are published with the explicit and kind permission of our customers. The information in this brochure only contains general descriptions and/or performance features that, in a concrete application, may not always apply in the form described or represented here or may have changed due to further development of the products. The performance features desired shall only be binding if they have been expressly agreed upon in writing at the time of the contract. The machines illustrated may include some options, accessories and control unit alternatives.