


X-Ray Tube supports



Ceiling Suspended tube support

Ergonomic design and virtually unlimited positioning capability

Fully counterweighted spring balance for easy and smooth operation


PMB locking system for safety



Floor to Ceiling tube stand

Sturdy support by ceiling rail suspension

Column rotation* function for wider coverages



Floor Mounted tube stand

Floor Mounted rail system for lateral stand movement

Column rotation* function for wider coverages

*Optional Feature



Passion For Innovation

est'd 1960



Headquarter & Factory
94 Donghwagongdan-ro Munmak-eup, Wonju-si,
Gangwon-do, 26365, Republic of Korea
TEL:+82-1577-8522 FAX:+82-33-740-8400



**ISO13485
certified**

Seoul Office
#812 E&C Dream Tower, 146 Seonyu-ro,
Yeongdeungpo-gu, Seoul, 07255, Republic of Korea
TEL:+82-1577-8522 FAX:+82-2-860-9569

High Frequency Radiography System

KAIGEN-R Series

www.listem.co.kr



High Frequency Radiography System

KAIGEN-R Series



Compact and efficient



High frequency



Superior image

Easy & Convenient Digital Upgrade

Tilting Bucky Stand & Mobile Table



Standing Mode



Table Mode

Tilting Bucky Stand with Tilting Table



Standing Mode




Table Mode

Exceptional image quality with user friendly interface



- Small Footprint
- Easy Installation
- Table/Chest imaging with a single detector



X-Ray Tables



Elevating Bucky Table with four way floating top


- High patient load capacity



Bucky Table with four way floating top

- Foot switch type / Sensor type*

X-Ray Generator



High Frequency Inverter Type


- 500mA / 125kVp, 40KW
- 800mA / 150kVp, 65KW

Capacitor Bank*



- Only need power from wall outlet
- Stable image density
- Capacitors ensure long lifespan

Vertical Bucky Wall Stand*



Tilting bucky wall stand*