

Ion-massage device that uses a microcurrent

# MIMIBONG

— 2 in 1 Beauty Device



---

# MIMIBONG

MIMIBONG, a new product made by female venture company Saerom Biotech,  
is a patented beauty device for home use.

It is a compound word of the Chinese characters beautiful (美) and English (me),  
and contains the meaning of "beautiful me."

MIMIBONG utilizes a microcurrent that is very similar to the intrinsic current of the human body.  
When cosmetics and device are used together, the microcurrent helps absorb the effective ingredients of  
cosmetics into the skin.





## 5 Benefits of MIMIBONG




Skin care, no longer a two-time task  
**2 IN 1 BEAUTY DEVICE**

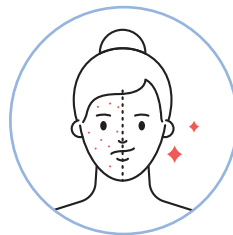
Massage + Absorb the active ingredients of cosmetics deep into the skin



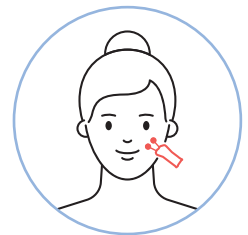
Improvement of  
Skin elasticity



Improvement of  
neck wrinkles



Pore  
management



Myofascial  
massage

The active ingredients of cosmetics are absorbed into the skin with microcurrent

# TOTAL skin care

Absorptivity

For all skin types

Time saving

Microcurrent



## I like these things about MIMIBONG:

01

Skin revitalizing, improving elasticity, improving lifting skin tone, total anti-aging beauty device

02

Wrinkle improvement effect by lymphatic management of neck wrinkles

03

Immediate lifting improvement effect for eyes and lips

04

Facial lifting effect, smooth blood circulation

05

Skin texture improvement effect, pore management

## The reason I keep using MIMIBONG

Q Even if I use good cosmetics, I see no changes

A It absorbs moisture and functional cosmetics that linger outside the skin into the skin!

Q Skin care is annoying because it is time consuming.

A No need to worry, you can be satisfied with one and use many things at once!

Q It didn't cover all areas during skin care

A MIMIBONG is ergonomically designed so that it adheres to the skin in any area!

Q Can I get a massage at the same time?

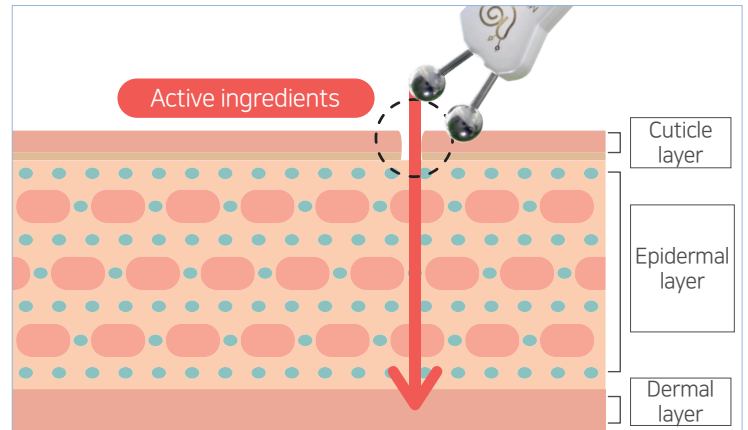
A If you are using a beauty device to absorb multiple cosmetics, MIMIBONG allows you to enjoy a hassle-free massage with skin care all at once!

Q Does it absorb the active ingredients of cosmetics?

A If you use MIMIBONG's penetration management (electroporation) function with ampoules or essences that you have spared at home, you can quickly soothe and take care of your skin!


# Skin care using a microcurrent

It ionizes the skin and make ampoules and creams penetrate deep into the skins using the ion-interaction between the skin and active substances and therefore improving the texture of the skin, so if you use it after applying cosmetics, it helps in skin lifting, whitening, and skin texture improvement due the increase of the absorption rate of cosmetics.



## MIMIBONG Certificate


Patent Certificate / Genuine Product Certification / Venture Business Confirmation



ISO 9001/ ISO 14001 International Standard Certification



KC Certification / CE Certification / FCC Certification



China Copyright Registration Certificate







# MIMIBONG

## 3color

Gold / White / Pink



2 in 1 Beauty Device

Size of MIMIBONG	Components of MIMIBONG
	 <p>Product box    User's Guide    MIMIBONG    Charging cable    Tester    Pouch</p>

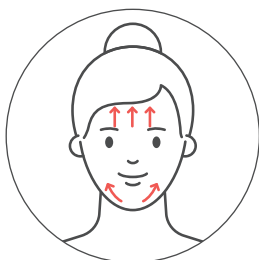
## How to use MIMIBONG

- 01 When using for the first time, please fully charge the device before use.
- 02 After applying cosmetics such as essences, creams or massage gels, press and hold the power button for 3 seconds.
- 03 When the red light comes on, keep rubbing it on your face in one direction.
- 04 If there is a lot of moisture in the cosmetics, you can feel the microcurrent more strongly. If you use it without applying cosmetics, the microcurrent does not flow, and it can only be used as a massager without a microcurrent.
- 05 Usually, it takes about 10-15 minutes to apply it to the entire face or neck, and you can massage anywhere you want, including fingers and wrists.
- 06 Two-level intensity control function that takes into account individual differences; it will automatically turn off after 20 minutes.

### Basic operation method

- STEP 01** | Press and hold for 3 seconds to turn ON/OFF
- STEP 02** | Press the button briefly for step-by-step operation;  
1 flash stands for Lv.1  
2 flashes stands for Lv.2
- STEP 03** | Auto-off after 20 minutes of use
- STEP 04** | Can be used 30 times per full charge

### Instructions for facial use



#### Pushing upward

From the bottom to the top of the forehead;  
along the line from the tip of the chin



#### Pushing outward

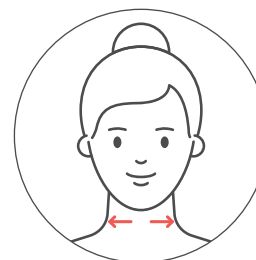
Outward from the center of the forehead;  
outward from under the eyes

### How to use for ears and neck



#### Pushing downward

From the top to the bottom of the neckline,  
downward between the earlobes




#### Pushing outward

Above and below the collarbone;  
outward from the center


### Precautions for product use

- 01 Wipe with a cosmetic cotton pad or towel before and after use.
- 02 When used around the mouth, it is natural to feel a tingling sensation in the area where the dental prosthesis is located. If you feel uncomfortable, stop using it and consult a specialist before using it.
- 03 Since the skin around the eyes and neck is sensitive, use it slowly from level 1 when using a gel or cosmetic that contains a lot of moisture. If you have thyroid disease, be sure to consult a specialist before use.
- 04 It is recommended that women who are pregnant, lactating, or have skin allergies consult their doctor before use.
- 05 If you have a pacemaker, implanted device, or a metal prosthetic device, it is recommended to use it after consulting a specialist.
- 06 This product improves skin elasticity and the absorption of cosmetics using ions and microcurrents; it may cause your face to sting when used.



# SAEROM BIOTECH

Healthy Life & Biotechnology



Global online QR catalog  
(scan with camera)



English



Chinese (Simplified)



Japanese



Korean

Saerom Biotech Co., Ltd.    CEO Sae-rom Park

**Address**    #303, 3rd floor, 20, Yeongjong-daero 162 beon-gil,  
Jung-gu, Incheon  
**Telephone**    Domestic: 032)746-4771 Overseas: 070-8095-4771  
**Email**    k1203im@daum.net  
**Homepage**    www.saerombiotech.com

Copyright© 2020 SAEROM BIOTECH. All Rights Reserved