

Derma W^e


Ultrasonic Skin Analyzer




Derma W^e Smart Skin Analyzer



Download 'Derma Manager'



1 Soft peeling & Cleansing

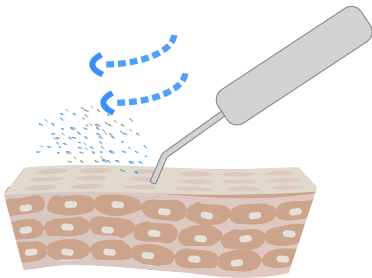


When water meets ultrasonic waves, water explodes. The explosive power of water effectively removes dead skin cells and blackheads without irritating the skin.

STEP
01



Wash your face and spray water on the face.
With the edge of blade, slide on your face along the arrow like above image



2 Nutrition & Firming Up



Nutrition & Firming Up massage uses the galvanic ion technique to quickly and effectively absorb nutrients into the skin. You can use it with your existing cosmetics.

STEP
01



WHEN USING NUTRITION MODE

Cover the Vitamin C or mask pack include Vitamin C.

WHEN USING FIRMING UP MODE

Cover the Vitamin A ,Retinol,Eyecream or mask pack include Vitamin A.

STEP
02



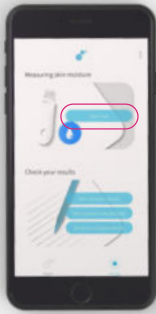
Massage your skin along the skin texture with the wide side of the blade.



※During the massage,
Must keep finger on the finger terminal.

3 Skin Moisture Check

STEP
01



After connected with the skincare device,
Tab the start test button in Measuring Skin Moisture tab.

STEP
02

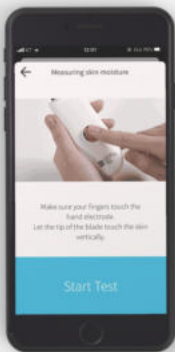


Put on your finger on the finger terminal.



Push the skin with the end of blade vertically.

STEP
03



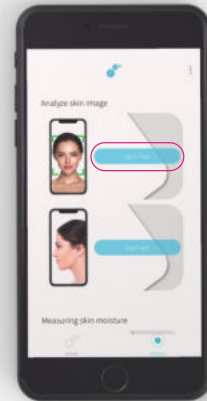
Tab the start test button.



When measuring is finished, the result will come out like
above image


4 Skin Image Analysis

STEP
01



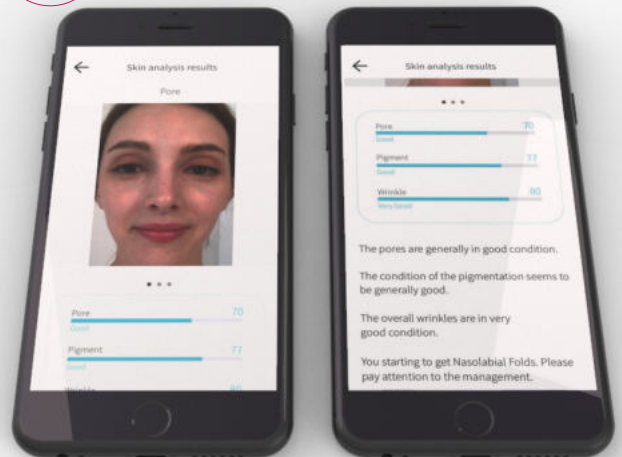
Tab the start test button in the
Analysis Skin Image Tab.

STEP
02



Capture your front face with the app.

STEP
03



When analysis is completed, the result will be shown like
above image.

(Pore, Pigmentation, Wrinkle)